

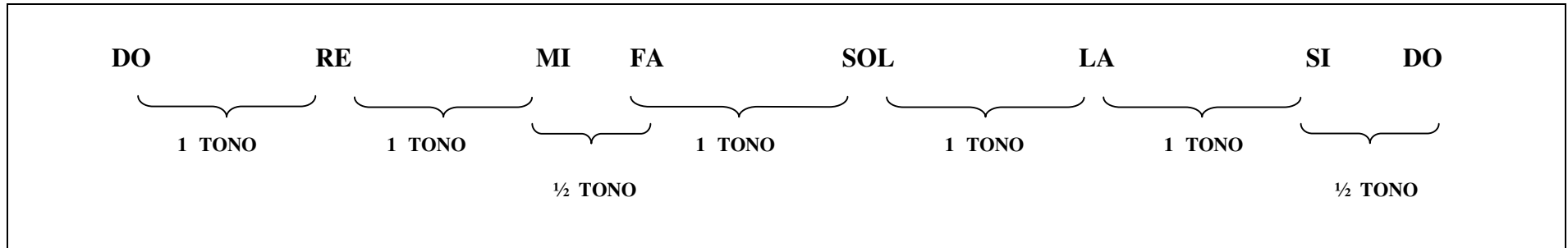
D I A P A S O N

T R A S T E S

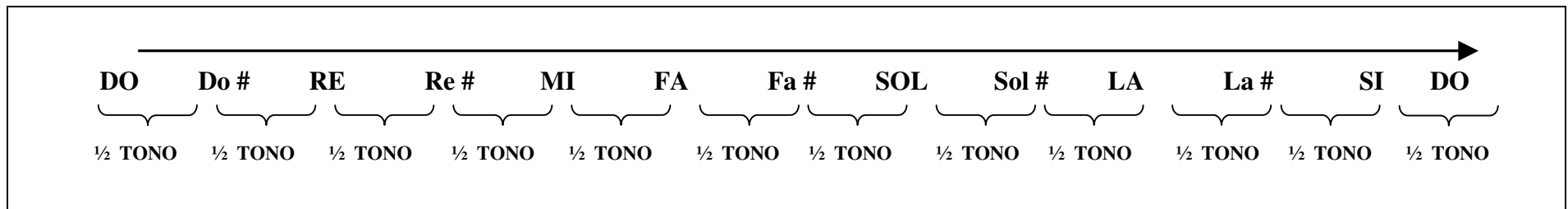
	0	1	2	3	4	5	6	7	8	9	10	11	12	13	14	15	16	17	18	19
C U E R D A S	MI 1	FA	Fa # Sol b	SOL	Sol # La b	LA	La # Si b	SI	DO	Do # Re b	RE	Re # Mi b	MI	FA	Fa # Sol b	SOL	Sol # La b	LA	La # Si b	SI
	SI 2	DO	Do # Re	RE	Re # Mi b	MI	FA	Fa # Sol b	SOL	Sol # La b	LA	La # Si b	SI	DO	Do # Re	RE	Re # Mi b	MI	FA	
	SOL 3	Sol # La b	LA	La # Si b	SI	DO	Do # Re b	RE	Re # Mi b	MI	FA	Fa # Sol b	SOL	Sol # La b	LA	La # Si b	SI	DO		
	RE 4	Re # Mi b	MI	FA	Fa # Sol b	SOL	Sol # La b	LA	La # Si b	SI	DO	Do # Re b	RE	Re # Mi b	MI	FA	Fa # Sol b	SOL		
	LA 5	La # Si b	SI	DO	Do # Re b	RE	Re # Mi	MI	FA	Fa # Sol b	SOL	Sol # La b	LA	La # Si b	SI	DO	Do # Re b	RE	Re # Mi	
	MI 6	FA	Fa # Sol b	SOL	Sol # La b	LA	La # Si b	SI	DO	Do # Re b	RE	Re # Mi b	MI	FA	Fa # Sol b	SOL	Sol # La b	LA	La # Si b	SI

TONOS Y SEMITONOS

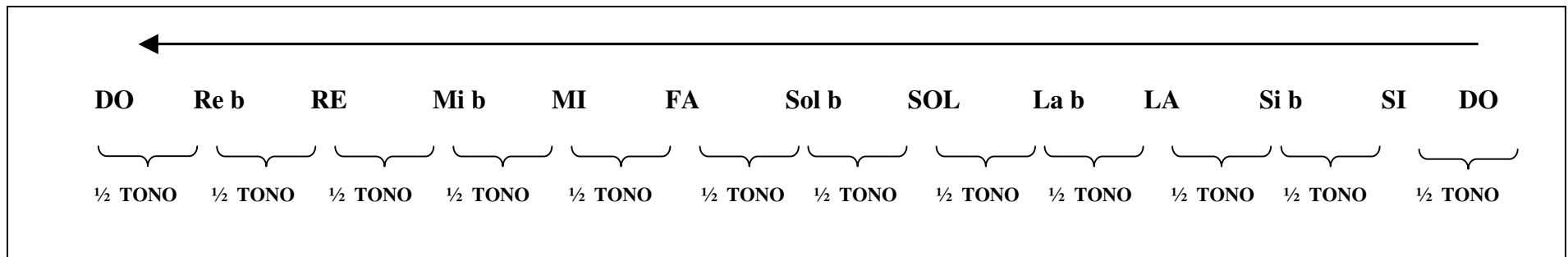
ESCALA MUSICAL



ESCALA ASCENDENTE



ESCALA DESCENDENTE



Escala cromática

Compuesta por semitonos

Mi Fa Fa# Sol Sol# La La# Si Do Do# Re Re# Mi Fa Fa# Sol

A musical staff with four lines. The first two lines have a '4' written on them. Below the staff, fret numbers 0, 1, 2, 3, 4, 0, 1, 2, 3, 4, 0, 1, 2, 3, 4, 0 are indicated. Fingerings are shown as circled numbers 1, 2, 3, 4 under the first four frets of each octave.

Sol# La La# Si Do Do# Re Re# Mi Fa Fa# Sol Sol#

5

A musical staff with four lines. Fret numbers 1, 2, 3, 0, 1, 2, 3, 4, 0, 1, 2, 3, 4 are indicated. The final note on fret 4 has a stem and a flag.